



Alliance Series

INTEGRATED EXIT/UNIT COMBO/REMOTE CAPABLE



PROJECT:

FIXTURE TYPE:

LOCATION:

CONTACT/PHONE:



PRODUCT DESCRIPTION

The Alliance is a thermoplastic, compact exit and emergency unit that features a unique illumination package. Housed in the bottom of the exit is a high output LED engine that is mated to an adjustable metallized reflector that provides optimal light distribution and performance. Offered in single or double face configurations with red or green LED's, the Alliance sets a new standard in the combination product category.

PRODUCT SPECIFICATIONS

INSTALLATION

The Alliance is designed for surface wall or ceiling installations. Suitable for indoor / damp location environments.

ELECTRICAL

The Alliance features our newest generation 120/277 dual voltage, dual rate circuit board and charger; incorporating reliable internal solid-state transfer. This automatically connects the internal battery to the exit LED board and the LED emergency functions. Red or Green (non-self diagnostics) consume a total of 3W. Red or Green (self diagnostics) consume 3.5W. The low voltage disconnect feature prevents the battery from a deep discharge cycle. Maintenance free nickel cadmium battery is fully charged within 24 hours of a discharge. 0 - 50°C / 32 - 122°F operation.

ELECTRICAL INFORMATION

	Input VAC	Wattage	Amps
Red LED	120/277V	3.0W	0.040A
Green LED	120/277V	3.0W	0.040A
Red LED w/ SD	120/277V	3.0W	0.047A
Green LED w/SD	120/277V	3.0W	0.047A

*Data is based on continuous operating temperature of 25°C

BATTERY TECHNOLOGY


The Alliance series uses two 4.8V 700MAHh maintenance free nickel cadmium batteries that provide a minimum emergency duration of 90 minutes. Recharge time of batteries is 24 hours.

ORDERING INFORMATION

MODEL	# OF FACES	LETTER COLOR	HOUSING COLOR	STANDARD	OPTIONS
AL	U = Universal Single/Double Face	R = Red G = Green	WW = All White BB = All Black	REM = Remote Capable (2 Watts)	SD = Self-Diagnostics

Ordering Example: AL-U-R-WW-REM-SD

DIMENSIONS



SELF DIAGNOSTICS

The Alliance self diagnostics continually monitors the overall functionality of the unit. Every thirty (30) days a 15 minute test is performed. Annually, a 90 minute test is executed. The self diagnostics feature will properly exercise the batteries and prolong there overall life.

DESIGN

The Alliance combination dimensions match that of a standard EXIT. The compact size and low profile design allow the Alliance to be installed in almost any space.

LED EMERGENCY

The Alliance features an LED engine that consists of 36 high performance white LED's. An internal reflector system can be adjusted to optimize light performance and distribution.

MECHANICAL SPECIFICATIONS

The Alliance series is constructed from high impact, injection molded thermoplastic. The housing features field adjustable chevrons and a universal mounting pattern for surface mount installations. Fully adjustable reflector for optimum light distribution. External test switch and monitor LED provide immediate unit status.

WARRANTY

The Alliance combination unit comes with a 5-year factory warranty. Deliberate damage, misuse, improper installation effectively cancel the warranty.

ACCESSORIES (ORDER SEPARTELY)

WG1	WIRE GUARD WALL MOUNT SILVER
WG-STI-9640	WIRE GUARD WALL MOUNT WHITE
PCS-1	POLYCARBONATE COVER
BG-1	VANDAL RESISTANT BUBBLE





Alliance Series

INTEGRATED EXIT/UNIT COMBO/REMOTE CAPABLE



PROJECT:

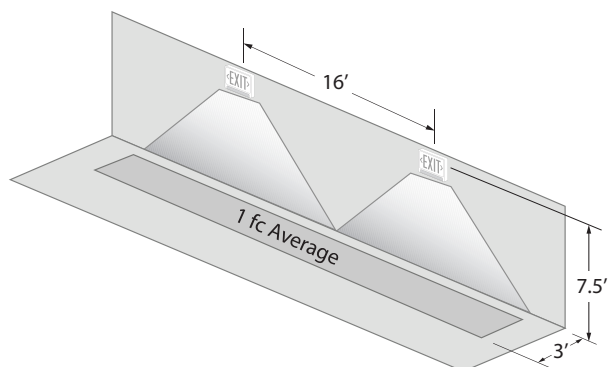
FIXTURE TYPE:

LOCATION:

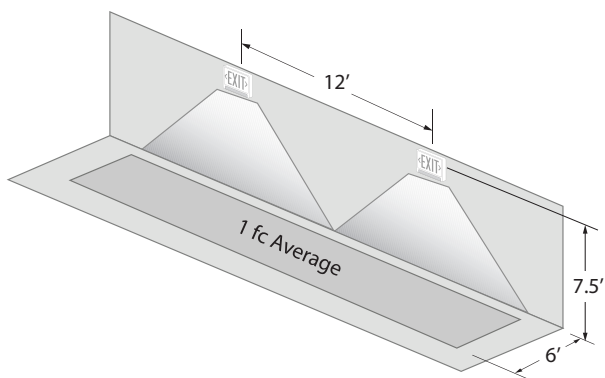
CONTACT/PHONE:

SAMPLE PHOTOMETRICS

3FT PATH SPACING



6FT PATH SPACING



LED REMOTE HEADS (ORDER SEPERATELY)

- Each lamp contains 12 long-life, efficient ultra-bright white LED's
- Available in Single or Double head configurations
- Indoor or Outdoor ratings available

MODEL	DESCRIPTION
ASRLED-1	Single LED Remote Indoor
ASRLED-2	Double LED Remote Indoor
ASRLED-1-SD	Single LED Remote Indoor (Units w/ SD Option)
ASRLED-2-SD	Double LED Remote Indoor (Units w/ SD Option)
ASRLED-1-WP	Single LED Remote Outdoor
ASRLED-2-WP	Double LED Remote Outdoor
ASRLED-1-WP-SD	Single LED Remote Outdoor (Units w/ SD Option)
ASRLED-2-WP-SD	Double LED Remote Outdoor (Units w/ SD Option)

OUTDOOR REMOTE HEADS



INDOOR REMOTE HEADS

