



RADIUS SERIES - MRD-WL

COMMERCIAL GRADE WET LOCATION EMERGENCY LIGHT



PROJECT: _____
 FIXTURE TYPE: _____
 LOCATION: _____
 CONTACT/PHONE: _____

PRODUCT DESCRIPTION

The Mule MRD-WL is ideal for wet locations, resistant to corrosive atmospheres, non-hazardous dust environments, and to water spray, splashing water or hose down locations. The adjustable halogen lamps are enclosed in a fully gasketed, corrosive resistant fiberglass enclosure designed to withstand the harshest environments.

PRODUCT SPECIFICATIONS

CONSTRUCTION

Injection molded, engineering-grade, UV-retardant thermoplastic • UL94V-0 flame rating • Impact, scratch, and corrosion-resistant • Snap-fit housing and mounting plate • Universal mounting plate with quick-connect feature reduces installation labor • Fully gasketed clear polycarbonate cover offers protection against wet, non-hazardous dust, corrosive atmospheres, water spray and splashing water.

ELECTRICAL

Dual 120/277 voltage standard • Rated for use in damp locations • Solid state charging and switching • Brownout protection • Battery low voltage disconnect • Overload and short circuit protection • AC power indicator and test switch.

LAMPS

Supplied with 6V, 5W halogen MR16 lamps • Optional 3.3W LED lamps

HEADS

Includes two adjustable lighting heads • Contemporary semi-recessed round head design • High performance chrome-plated metallized reflector and plastic lens for optimal light distribution • Adjustable lamp heads provide optimal center-to-center spacing.

BATTERY


Maintenance-free 6V sealed lead calcium battery • Standard battery will operate fixture for a minimum of 90 minutes in the event of a power outage • Remote capable unit provides 11 Watts of remote capability for a minimum of 90 minutes.

CODE COMPLIANCE

UL924 • UL Listed for wet locations (20°C – 40°C) • NFPA 101 Life Safety Code compliant • NEC and OSHA compliant

WARRANTY

5-year warranty on housing and electronics. 1-year on battery. Product specifications subject to change without notice.



INSTALLATION

MOUNTING

Suitable for wall or ceiling mounting • Surface mount via knockouts on back of housing.

ORDERING INFORMATION

model	options
MRD-WL	IH ¹ = Internal Heater
	IHB ² = Internal Heater w/ Battery Blanket
	LED = 3.3W High Lumen LED Lamps
	BL = Black Housing
	USA = Assembled in USA

NOTES:

¹Internal heater for cold temperature applications (-9°C – 40°C)

²Internal heater and battery blanket for extreme cold temperature applications (-25°C – 40°C)

Ordering Example: MRD-WL-IH



RADIUS SERIES - MRD-WL

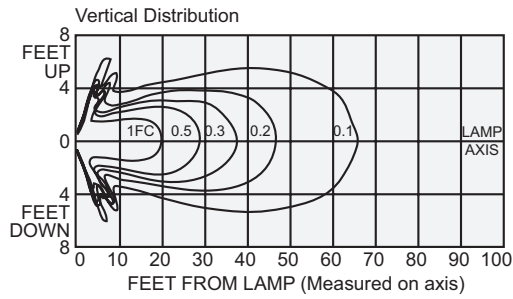
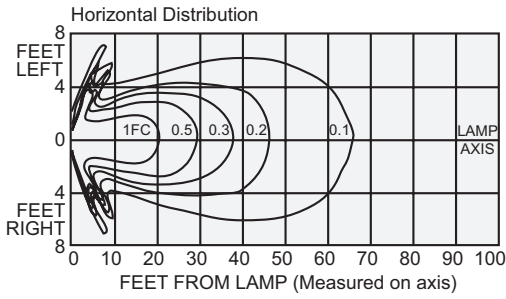
COMMERCIAL GRADE WET LOCATION EMERGENCY LIGHT



PROJECT: _____
 FIXTURE TYPE: _____
 LOCATION: _____
 CONTACT/PHONE: _____

PHOTOMETRICS

6V, 5W Halogen MR16 Lamp, MR16 Head



BATTERY DATA

- Lead Calcium battery warranted for one full year.
- Recharges in 24 hours or less

Type	Battery Voltage	Shelf Life ¹	Expected Life ¹	Temperature Range ²
Lead Calcium (std.)	6V, 4.5Ah	15 months	5-8 years	40°F-95°F
Lead Calcium with Warmer	6V, 4.5Ah	15 months	5-8 years	15°F-104°F

¹ At 77°F

² To obtain rated life and capacity.

ENGINEERING DATA

	Input Voltage	Max. Amps	Max. Watts
Standard Unit	120	0.06	6.0
	277	0.03	6.2
With Battery Warmer	120	0.15	16.5
	277	0.12	17.5