



New York Precision Series - NYELX-B-U

Surface Mount NY Approved Battery Back-up Edge-Lit Exit Sign



PROJECT: _____
 FIXTURE TYPE: _____
 LOCATION: _____
 CONTACT/PHONE: _____

PRODUCT DESCRIPTION

Mule NYELX-B-U Series Recessed Mount Edge-Lit LED Exit Signs offer long lamp life, energy efficiency and uniform illumination. They are specifically designed for surface mount applications with simple J-Box mounting. The premium architectural design of the edge-lit construction has made this the specification choice for exit signage. Mule's distinctive field-applied chevron directional indicators make the NYELX-B-U Series the most uncomplicated edge-lit sign to specify. Surface mount construction makes it easy to enjoy the aesthetic benefits of edgelit with minimal disruption to the building's interior decor.

PRODUCT SPECIFICATIONS

CONSTRUCTION

Crystal clear acrylic face panel • Mirrored divider provided on double face signs to simulate clear aesthetics • Extruded aluminum housing • Includes die cast aluminum canopy for top, back or end mounting • Pre-drilled canopy attachment locations with easily removed hole covers • 8" letters with 1" stroke width • Field-applied chevron directional indicators with pre-applied installation template • Red letters • Available in white, black, and brushed aluminum trim plate finish.

ELECTRICAL

Dual voltage 120/277VAC • Charge rate/power "ON" LED indicator light and push-to-test switch for mandated code compliance testing • Internal solid-state transfer switch • Solid-state, two-rate charger initiates battery charging to recharge a discharged battery in 24 hours.

LAMPS

Long life, energy saving LED lamps • LEDs are connected in a series/parallel configuration such that the unlikely failure of one LED will affect no more than one other LED • Red LED letters.

BATTERY

Sealed, maintenance-free nickel cadmium • Battery will operate the sign for a minimum of 90 minutes in the event of a power outage. (0°C – 50°C)

CODE COMPLIANCE

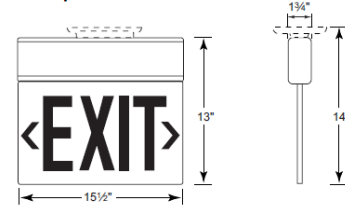
UL924 • NFPA 101 Life Safety Code compliant • NEC and OSHA compliant • UL Listed for Damp Locations • New York City Approved • Calendar No. 46932

WARRANTY


5-year warranty. Product specifications subject to change without notice.




Top Mount



Back Mount



End Mount



INSTALLATION

MOUNTING

May be top, back or end mounted • All signs include die cast aluminum canopy and mounting hardware for easy top, back or end mount installation.

ENGINEERING DATA

Primary Circuit

TYPE	INPUT VOLTAGE	MAX. AMPS	MAX. WATTS	STANDBY WATTS
Red	120	0.038	3.2	3.0
Red	277	0.014	3.5	3.3



ORDERING INFORMATION

MODEL	# OF FACES	OPERATION	MOUNTING	COLOR (Trimplate)	OPTIONS
NYELX	1 = Single 2 = Double	B = Battery Back-Up	U = Universal Mount	BA = Brushed Aluminum BL = Black WH = White	SD = Self-Diagnostics

Ordering Example: NYELX-1-B-U-BA-SD