



## SQC-LED Series

ALL LED THERMOPLASTIC EXIT/EMERGENCY COMBO



PROJECT:

FIXTURE TYPE:

LOCATION:

CONTACT/PHONE:

### PRODUCT DESCRIPTION

SQC-LED Series Thermoplastic LED Exit Sign and LED Emergency Light Combos offer long lamp life, energy efficiency and uniform illumination in an economical package. Possessing premium installation features such as a snap-fit canopy & housing, along with push-out chevron directional indicators, the SQC-LED Series offers unsurpassed value in an aesthetically pleasing design. All SQC-LED Series signs include a second faceplate and a snap-fit canopy for universal installation. The SQC-LED Series is provided with two factory installed lighting heads with white LED lamps, combining exit signage with the emergency lighting Function for a convenient, comprehensive solution.

### PRODUCT SPECIFICATIONS

#### CONSTRUCTION

Injection molded, engineering-grade, UV-stable thermoplastic • UL94V-0 flame rating • Impact, scratch, fade and corrosion-resistant • Durable unibody housing frame with reinforcing ribs and integral wiring channel • Snap-fit faceplate and backplate • Second faceplate included for double face applications • 6" letters with 3/4" stroke width • Chevron directional indicators can be easily removed or reinserted as necessary • Red or green letters • White or black textured finish.

#### ELECTRICAL

Dual voltage 120/277VAC • Rated for use in damp locations • Solid state charging and switching • Brownout protection • Battery low voltage disconnect • Overload and short circuit protection • AC power indicator and test switch.

#### LAMPS

Long life, energy saving LED lamps • LEDs are connected in a series/parallel configuration such that the unlikely failure of one LED will affect no more than one other LED • Red or green LED/letters, white LED heads.

#### HEADS

Includes two 1W white LED lighting heads • Contemporary square head design • Heads rotate a full 270° in all directions for comprehensive lighting coverage • 200 Lumens.

#### BATTERY

Sealed, 3.6V maintenance-free NiCad • Standard battery will operate sign and two heads for a minimum of 90 minutes in the event of a power outage • High Output (REM option) version will operate the sign and two heads plus an additional two remote heads for a minimum of 90 minutes.

#### CODE COMPLIANCE

UL924 • UL Listed for damp locations (0°C – 40°C) • NFPA 101 Life Safety Code compliant • NEC and OSHA compliant • Meets the State of Minnesota energy efficiency requirements • CEC Title 20 Compliant


#### WARRANTY

5-year warranty. Product specifications subject to change without notice.



Shown with No Heads

### DIMENSIONS



### INSTALLATION

#### MOUNTING

May be top or back mounted • All signs include quick install snap-fit canopy and mounting hardware for easy top mount installation • Backplate includes universal mounting pattern knock-outs for simple back mounting.



### ORDERING INFORMATION

MODEL	# OF FACES	LETTER COLOR	HOUSING COLOR	OPTIONS	ACCESSORIES (ORDER SEPARATELY)
SQC-LED	U <sup>1</sup> = Universal	R = Red	WW = White	SD = Self Diagnostics	WG-STI-9740 = Wire Guard, White
		G = Green	BB = Black	REM <sup>2</sup> = Remote Capable	BG-1 = Vandal Resistant Bubble Shield
				HL = High Lumen Heads (1.5W) (300 Lumens)	
				NH = No Lamp Heads	

#### Notes

<sup>1</sup> Universal includes 2nd exit face, blackplate and canopy

<sup>2</sup> Standard - Additional capacity to run up to (2) LED remote heads.

With HL - Additional capacity to run up to (1) LED Single remote head.

Ordering Example SQC-LED-U-R-WW-REM



## SQC-LED Series

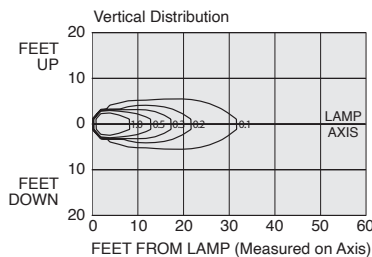
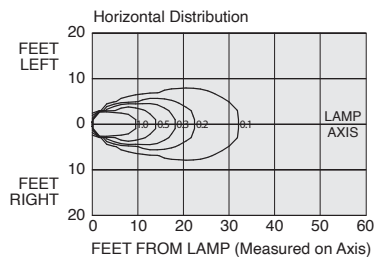
ALL LED THERMOPLASTIC EXIT/EMERGENCY COMBO



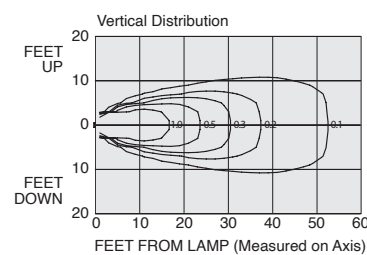
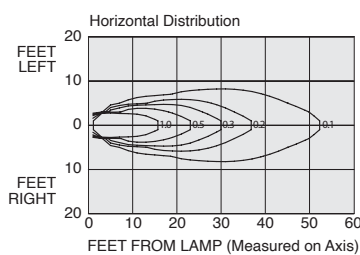
PROJECT: \_\_\_\_\_  
 FIXTURE TYPE: \_\_\_\_\_  
 LOCATION: \_\_\_\_\_  
 CONTACT/PHONE: \_\_\_\_\_

### PHOTOMETRICS

Luminaire SQC-LED (Single Head LED)



Luminaire SQC-LED-HL (Single Head Photometry)



### ENGINEERING DATA

	Input Voltage	Max. Amps	Max. Watts	Standby Watts*
Red LED	120	0.04	3.7	2.7
Red LED	277	0.02	4.0	2.7
Green LED	120	0.03	2.8	2.4
Green LED	277	0.02	2.8	2.4
Red LED - REM Option	120	0.04	4.0	3.0
Red LED - REM Option	277	0.02	4.5	3.1
Green LED - REM Option	120	0.04	4.0	3.5
Green LED - REM Option	277	0.03	4.5	3.5

\* Fully charged battery

### BATTERY DATA

- NiCad battery warranted for five full years with additional 5 years pro-rated warranty

Type	Battery Voltage	Shelf Life <sup>1</sup>	Expected Life <sup>1</sup>	Temperature Range <sup>2</sup>
NiCad (Std.)	9.6V, 700mA	3 years	8-10 years	32°F-100°F
NiCad (REM)	9.6V, 900mA	3 years	8-10 years	32°F-100°F

<sup>1</sup> At 77°F <sup>2</sup> To obtain rated life and capacity.

MODEL	DESCRIPTION
RMS-1	Single LED Remote Indoor
RMS-2	Double LED Remote Indoor
R-ASRLED-1-WP-W	Single LED Remote Outdoor, White
R-ASRLED-1-WP-GR	Single LED Remote Outdoor, Gray
R-ASRLED-1-WP-BL	Single LED Remote Outdoor, Black
R-ASRLED-2-WP-W	Double LED Remote Outdoor, White
R-ASRLED-2-WP-GR	Double LED Remote Outdoor, Gray
R-ASRLED-2-WP-BL	Double LED Remote Outdoor, Black

### LED REMOTE HEADS (ORDER SEPERATELY)

- Each lamp contains 15 long-life, efficient ultra-bright white LED's
- Available in Single or Double head configurations
- Indoor or Outdoor ratings available

#### OUTDOOR REMOTE HEADS



105 LUMENS



210 LUMENS

#### INDOOR REMOTE HEADS



70 LUMENS



140 LUMENS



## SQC-LED Series

ALL LED THERMOPLASTIC EXIT/EMERGENCY COMBO

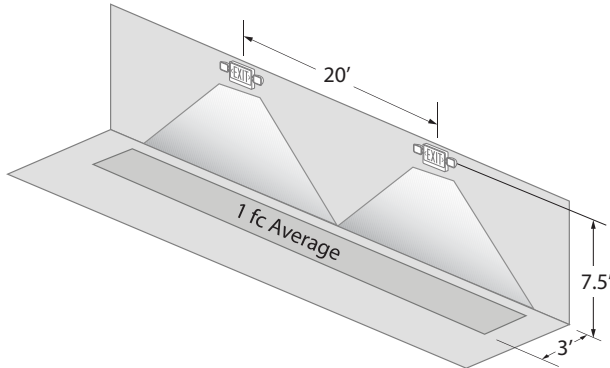


PROJECT: \_\_\_\_\_  
FIXTURE TYPE: \_\_\_\_\_  
LOCATION: \_\_\_\_\_  
CONTACT/PHONE: \_\_\_\_\_

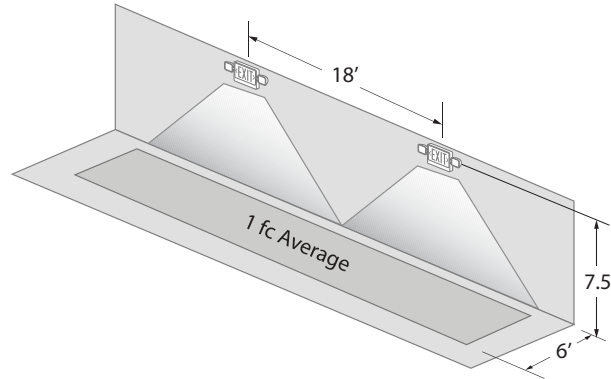
### SPACING GUIDES

#### SQC-LED

3FT PATH SPACING

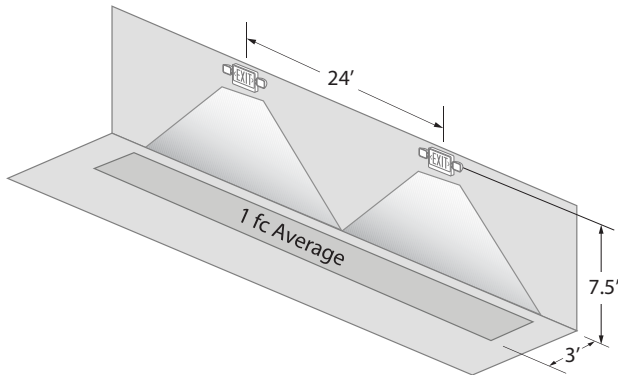


6FT PATH SPACING



#### SQC-LED-HL

3FT PATH SPACING



6FT PATH SPACING

