



EPC-D-F-ATS BRANCH CIRCUIT EMERGENCY LIGHTING TRANSFER SWITCH

For 2, 3, and 4-Wire Dimmable Loads




PROJECT:

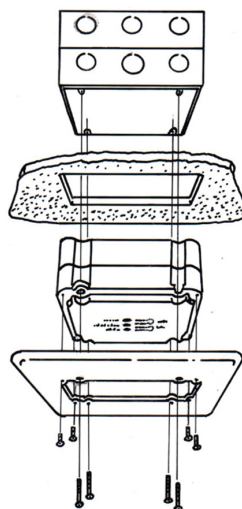
FIXTURE TYPE:

LOCATION:

CONTACT/PHONE:



MOUNTING



LED COMPATIBLE



Line Voltage
Dimming



0-10V Dimming

OVERVIEW

The Model EPC-D-F-ATS is a single zone, silent emergency transfer control with universal dimming capability. It can be used with 2 and 3-wire line voltage dimming systems, as well as 0-10V, DALI, and Lutron EcoSystem.

The EPC-D-F-ATS allows emergency lighting to be dimmed with normal lighting during normal times. In the event of a utility power interruption, the EPC-D-F-ATS will automatically transfer designated emergency fixtures from the dimming control to the emergency power source and bring them to full brightness, regardless of whether the dimming system is in operation or turned off.

Applications of the EPC-D-F-ATS include designated dimmable emergency luminaires in public places such as auditoriums, restaurants, conference rooms, theaters, and classrooms.

FEATURES

- Slim, attractive universal mount enclosure allows flush, surface, panel, and box mounting.
- Utility & Emergency Power Indicator LED's
- Integral front mounted test switch
- Voltage Surge Protection
- Includes field-selectable Automatic Testing & Fire Alarm Interface options
- Triple Interlock (electrical, mechanical, and time delay) maximizes safety and reliability of EPC-D-F-ATS, by eliminating arcing and the potential for phase to phase shorts between separate power sources during transfer.
- Oversized 50A rated relay contacts allow high inrush loads to be used safely and reliably. Tested at over 5000 cycles.
- Works with both inverter and generator systems, normally on and normally-off type.
- 5 Year Warranty





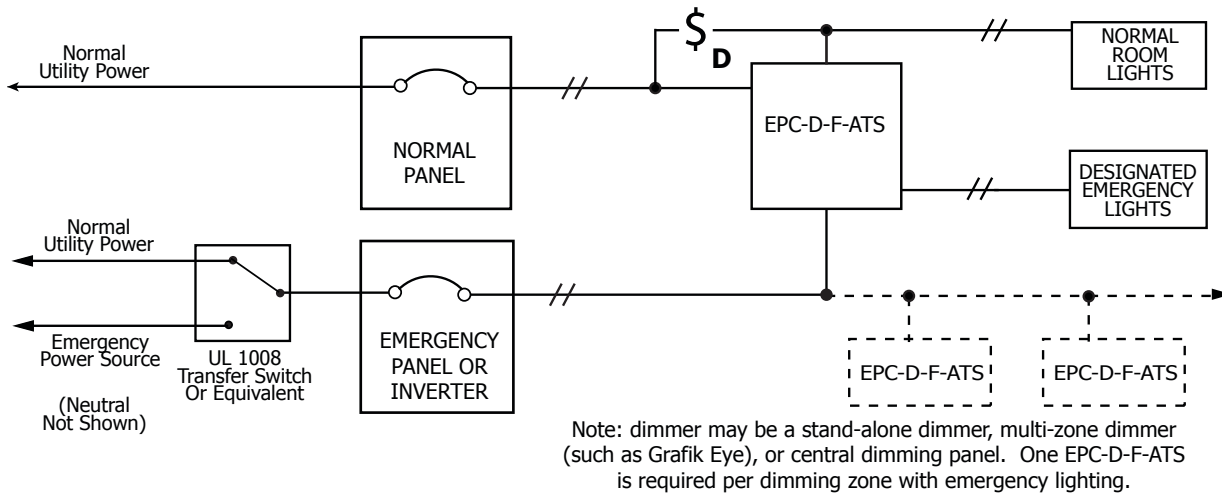
EPC-D-F-ATS BRANCH CIRCUIT EMERGENCY LIGHTING TRANSFER SWITCH

For 2, 3, and 4-Wire Dimmable Loads

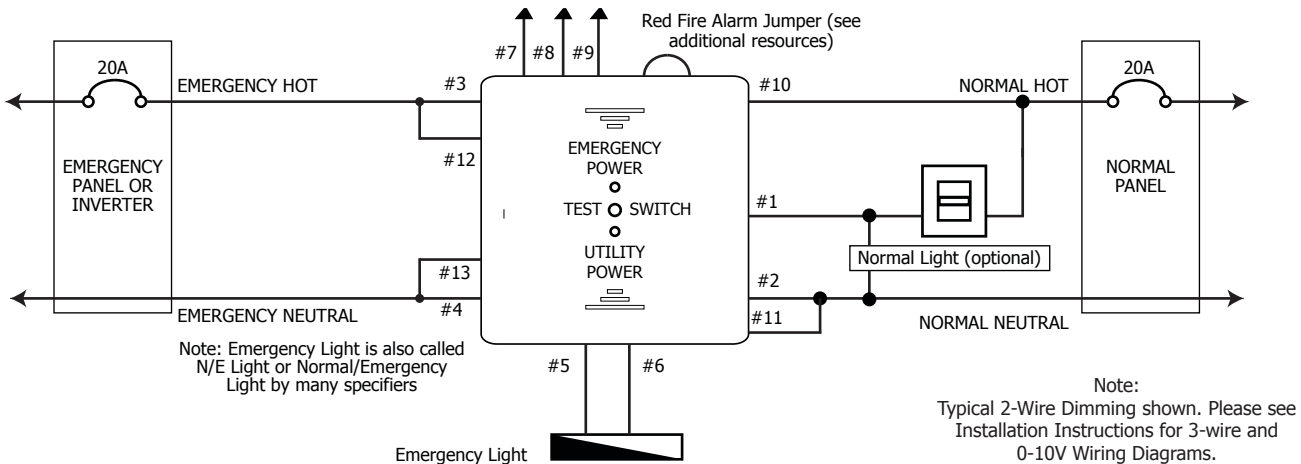


PROJECT: _____
FIXTURE TYPE: _____
LOCATION: _____
CONTACT/PHONE: _____

SINGLE LINE DRAWING



WIRING DIAGRAM



SPECIFICATIONS

E L E C T R I C A L	MODEL NO.	EPC-D-F-ATS
	SENSING INPUT	120V-277V
	LOAD RATING	120V - 277V (16A)
	BALLAST LOAD RATING	16A Magnetic/16A Electronic
	INCANDESCENT LOAD	1920W (120V) / 4432W (277V)
	WARRANTY	5 Year Replacement Warranty

M E C H A N I C A L	MOUNTING	4-11/16" Back-up Box, no plaster ring required
	RATING	UL94V-0
	SHIPPING WEIGHT/ COLOR	18 oz. / White
	TEMPERATURE	32°F - 140°F (0°C - 60°C)
	FLUSH MOUNTED SIZE	6" x 6" x 0.5"
	BODY SIZE	4" x 4" x 2.3"

ORDERING INFORMATION

EPC-D-F-ATS

ADDITIONAL RESOURCES

- Installation Instructions
- Theory of Operation & FAQ
- Alternative Wiring Diagrams
- Terms & Conditions/Warranty Information
- Fire Alarm Tie-In/Override