



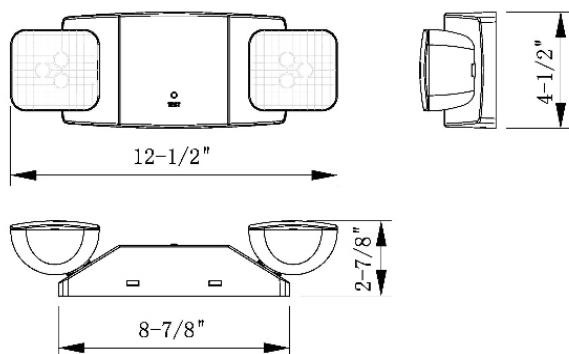
## M2 SERIES- LED EMERGENCY LIGHT



PROJECT: \_\_\_\_\_  
FIXTURE TYPE: \_\_\_\_\_  
LOCATION: \_\_\_\_\_  
CONTACT/PHONE: \_\_\_\_\_



### DIMENSIONS



### PRODUCT DESCRIPTION

The M2 Series combines a stylish new look, low-profile, contemporary appearance with LED economy and dependability. Fully adjustable heads provide path of egress for any commercial application.

### ELECTRICAL

- Superlative optical performance up to 45' spacing
- Eco-friendly, long-life, high-density LiFePO4 battery pack
- Injection-molded UL 5VA flame-rated thermoplastic housing
- Standard M2 includes two 1 Watt LED lamp heads
- High-output M2-HO includes two 1.8 Watts high-performance LED lamp heads
- Suitable for wall or ceiling mount
- Self-diagnostics Standard
- 90 minute emergency run time, 24 hour recharge time
- Wide input voltage range of 120-277VAC, 50/60Hz
- Standard finish: White
- Suitable for Damp Locations
- UL 924, cUL Listed and CEC Certified

### ILLUMINATION

Two fully adjustable lamp heads allow for maximum light to be delivered to the path of egress. Fixtures are supplied with high-powered LED lamp optics that deliver up to 45' on center spacing (high-output M2-HO Series) with up to 400 total lumens output. The standard M2 unit delivers up to 25' on center spacing with 220 total lumens output. The LEDs have an estimated life over 50,000 hours with normal use.

### WARRANTY

Any component that fails due to a manufacturer's defect is guaranteed for five years with a separate five year prorated warranty on the battery. The warranty does not cover physical damage, abuse or instances of uncontrollable natural forces. Manufacturer reserves the right to charge for such repairs if deemed necessary.

### ORDERING INFORMATION



Example: M2-U-LFP-SD-W

| SERIES  | INPUT VOLTAGE  | BATTERY                 | STANDARD OPTION       | HOUSING COLOR |
|---|----------------|-------------------------|-----------------------|---------------|
| M2 = (2) 1W LED Lamp Heads<br>M2-HO = (2) 1.8W LED Lamp Heads | U = 120-277VAC | LFP = Lithium Phosphate | SD = Self-Diagnostics | W = White     |



## M2 SERIES- LED EMERGENCY LIGHT



PROJECT: \_\_\_\_\_  
 FIXTURE TYPE: \_\_\_\_\_  
 LOCATION: \_\_\_\_\_  
 CONTACT/PHONE: \_\_\_\_\_

### CONSTRUCTION

Precision molded unit and lamp housings constructed of UV-stable UL 5VA flame-retardant, corrosion-resistant thermoplastic. Units resist denting, peeling, scratching and corrosion. Tool-less access provided for easy maintenance.

### ELECTRICAL

#### Input

Wide input voltage range of 120 to 277VAC @ 50/60Hz

#### LiFePO4 (Lithium Phosphate) Battery

LiFePO4 batteries are environmentally friendly as well as thermally and chemically stable which makes them one of the safest batteries to use. With an extremely low discharge rate and high-power density the unit is able to provide unsurpassed performance. A fully charged pack will disconnect from the charging circuit, drawing no power. This feature significantly reduces the amount of wasted power when multiplied by the number of units installed. The cells' chemistry allows for environmentally friendly disposal making it one of the "greenest" energy sources available. LiFePO4 batteries perform optimally in temperatures ranging from 0°C to 40°C (32°F to 104°F).

#### Emergency

The M2 Series will operate for a minimum of 90 minutes during a loss of power with a 24 hour maximum recharge time for the battery.

#### Solid-State Transfer

The unit features a Solid-state switching transistor which eliminates damaged contacts or mechanical failures associated with relays. The switching circuit is designed to detect a loss of AC power and automatically energizes the lamps. Upon restoration of the AC

voltage, the emergency lamps will switch off and the charger will automatically recharge the battery.

#### Test Button

Our test button is easy to locate and allows for manual verification of proper operation of the transfer circuit and emergency lamps.

### INSTALLATION

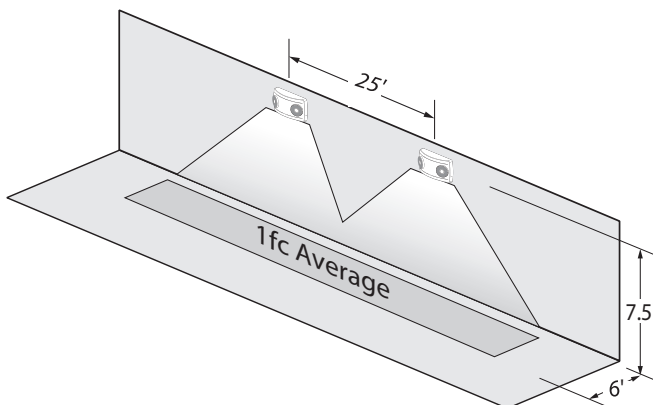
A universal J-box mounting pattern and rear keyhole slots are provided for wall or ceiling mounting.

#### Self-Diagnostics (STANDARD)

The Self-Diagnostic circuit continuously monitors the operating condition of the AC power, battery supply voltage, emergency lamp continuity and charging circuit. The purpose of this option is to provide visual signaling in response to a fault. If a failure is detected, visual status will occur immediately via the CHARGER LED and/or the BATTERY FAULT LED. The LEDs will stay illuminated until the fault is corrected. The Self-Diagnostic circuit also monitors the transfer circuit as well as performing automatic code compliant testing. The Self-Diagnostic circuit will perform a 30 second discharge and self-test every 28-30 days and a 90 minute discharge and self-test every 6 months.

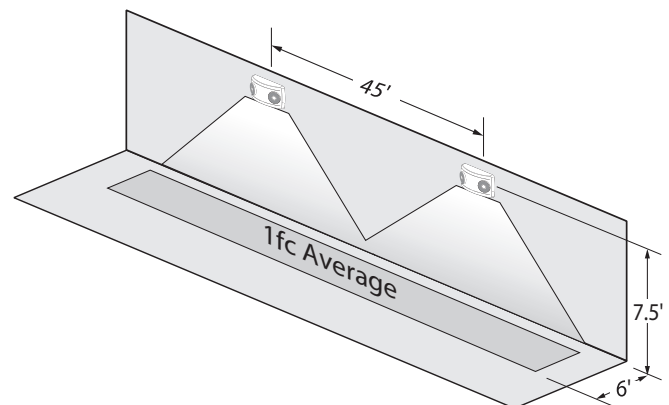
### CONFORMANCE TO CODES & STANDARDS

The M2 Series is UL Listed and meets or exceeds the following: California Energy Commission (CEC) Title 20 Standard, UL 924, cUL (CSA C22.2 No 141-15), NEC requirements and NFPA 101.



#### SAMPLE PHOTOMETRICS: M2-U

Using multiple M2-U units (1 Watts\ lamps) mounted at a typical 7.5' height delivers 25' on- center spacing with a 6' wide path of egress



#### SAMPLE PHOTOMETRICS: M2-HO-U

Using multiple M2-HO-U units (1.8 Watts lamps) mounted at a typical 7.5' height delivers 45' on-center spacing with a 6' wide path of egress.