

BUY AMERICAN COMPLIANT

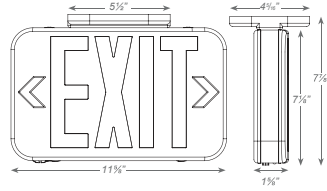




BAA Compliant
Exit, Emergency and Combo



PROJECT: _____
 FIXTURE TYPE: _____
 LOCATION: _____
 CONTACT/PHONE: _____



PRODUCT DESCRIPTION

The EZRX-USA is our Compact Thermoplastic Exit Sign Assembled in the USA that has ultra bright, energy efficient, long life Red or Green LEDs. Provides aesthetically pleasing, curved face, rounded corner design.

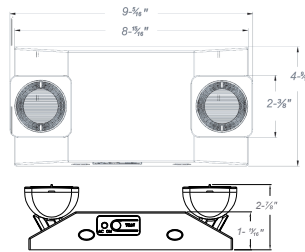


ORDERING INFORMATION

Model	No. of Faces	Letter Color	Housing Color	Battery	Options
EZRX-USA	2 = Universal Single/ Double Face	R = Red G = Green RG = Red/Green ¹	W = White B = Black	(blank) = AC Only EM = Battery	SDT = Self-Diagnostics ^{2,3}

Ordering Example: EZRX-USA-2-R-W

Notes: ¹ Field selectable ² Available only with EM units ³ Not available with RG units



PRODUCT DESCRIPTION

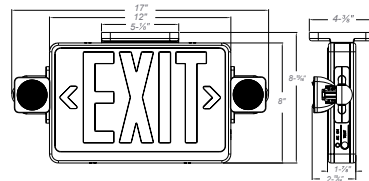
Our EM-USA has ultra-bright, energy efficient, long-life white LED adjustable lamp heads provide up to 30-ft center-to-center spacing with 3-ft path of egress at 10-ft mounting height. Internal solid-state transfer switch automatically connects the internal battery to LED lamp heads for minimum 90-minute emergency illumination.



ORDERING INFORMATION

Model	Housing Color	Options
EM-USA	W = White B = Black	RC = Remote Capacity SDT = Self-Diagnostics

Ordering Example: EM-USA-W



PRODUCT DESCRIPTION

The CEM-USA is our Reduced Profile All LED Exit & Emergency Thermoplastic Combo that has ultra-bright, energy efficient, long-life Red or Green LED EXIT sign illumination. It also has ultra-bright, energy efficient, long-life White LED adjustable LED lamp heads provide up to 30-ft center-to-center spacing with 3-ft path of egress at 10-ft mounting height.



ORDERING INFORMATION

Model	No. of Faces	Letter Color	Housing Color	Options
CEM-USA	Universal Single/ Double Face	R = Red G = Green	W = White B = Black	RC = Remote Capacity SDT = Self-Diagnostics

Ordering Example: CEM-USA-R-W